



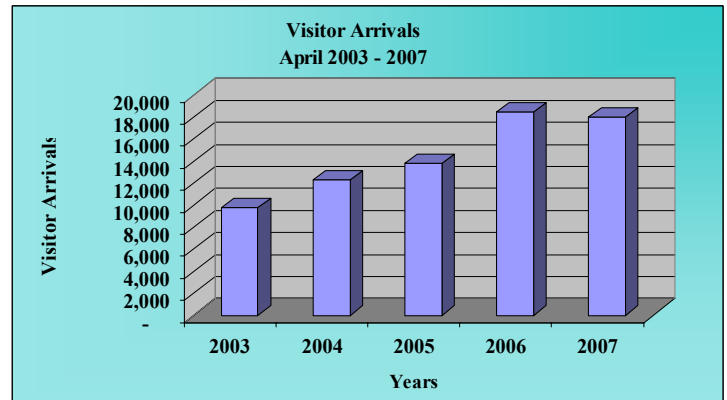
# Anguilla Government Statistics Department – April 2007

## Tourism Statistics Summary

### OVERVIEW

Anguilla's visitor arrivals, which include excursionists and tourists, for the month of April 2007 showed a decline. During this month 17,990 visitors visited the island, resulting in a 2.7% decrease over the 18,483 arrivals in April 2006.

Of the 17,990 visitors to the island during this month; the majority, 17,241 (95.8%) came for relaxation while 749 (4.2%) came on business.



### PASSENGER MOVEMENT

Passenger arrivals include Anguillians as well as visitors, entering through the ports of Wallblake Airport, Blowing Point and Sandy Ground. These arrivals totaled 29,012 in April 2007 as compared with 28,280 in April 2006, where 71.0% (20,601) of these passengers entered through the Blowing Point port. Passenger arrivals through the Wallblake Airport and Sandy Ground port totaled 4,857 (16.7%) and 3,554 (12.3%) respectively.

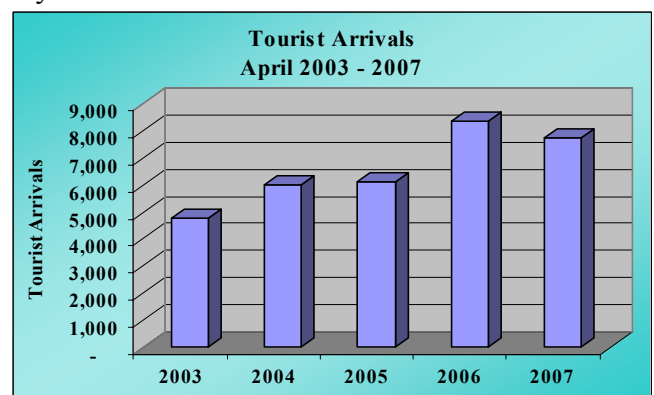
Departures totaled 29,132 during April 2007, where 5,208 (17.9%) passengers departed through the Wallblake Airport compared to 5,565 in 2006. Departures through the Blowing Point Port were 20,563 (70.6%) compared to 19,723 in 2006. The Sandy Ground port facilitated 3,361 (11.5%) departures during this month compared to 3,519 during April 2006.

### TOURISTS (Stay-Over Visitors)

Tourists accounted for 43.0% of the total number of visitors to Anguilla during April 2007. During the month April 2007, arrivals for this type of visitor decreased by 7.8% to 7,736 tourists as compared to 8,392 in April 2006.

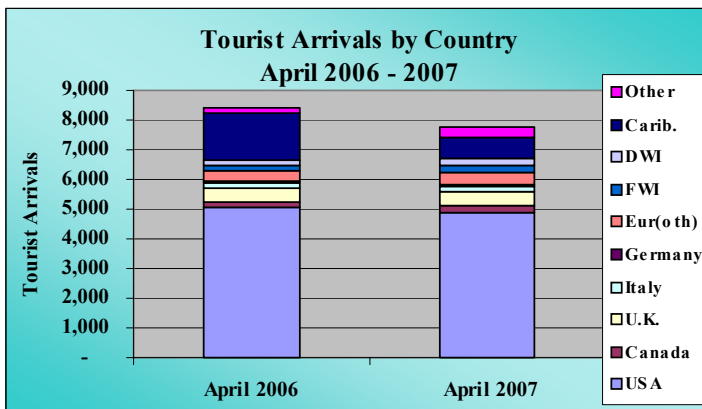
The average length of stay for tourists this month was 7.0 days as compared to 7.6 days in April 2006.

The majority, 43.1% of tourists stayed in Anguilla between 4-7 days. 27.5% stayed for between 1-3 days, 23.1% spent between 8-15 days, while 1.6% spent 16-22 days. 4.6% of the tourists spent 23 days or more on the island.



During April 2007, the majority of the tourists, 62.7%, originated out of the U.S.A. Arrivals from the U.S.A. decreased by 3.7%. The Caribbean was the market from which the second largest number of tourists, 9.1% originated.

Arrivals from the Other Countries category showed an increase of 83.5% over its corresponding April 2006 figure.



## EXCURSIONISTS (Day Trippers)

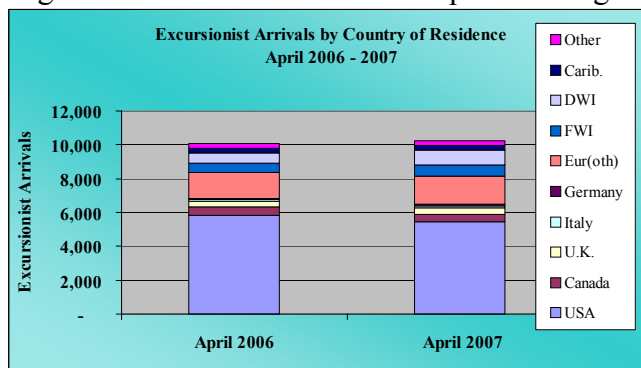
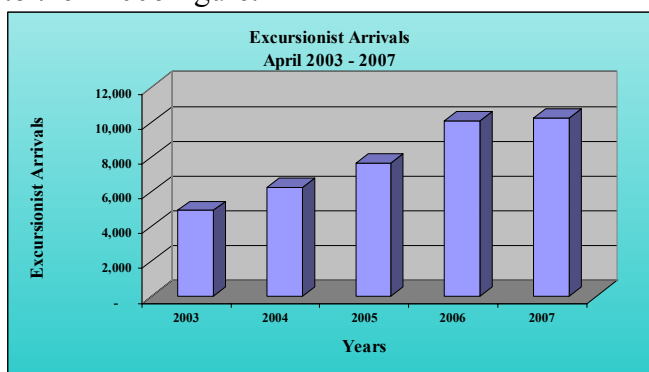
Excursionist arrivals for the month of April 2007 totaled 10,254, an increase of 1.6% over the April 2006 figure.

For the month under review, the port of Blowing Point port was the main port of entry, with 71.0% of excursionists using this port as the gateway to Anguilla. There was a 15.0% increase in arrivals by this type of traveler, through this port over April 2006.

The Wallblake Airport accounted for 1.5% and Sandy Ground 27.5% of excursionist arrivals. Excursionist arrivals through the Wallblake Airport registered a decrease of 7.4% and Sandy Ground registered a decrease of 21.5% compared to their 2006 figure.

Of the 10 categories in which the country of residence is grouped, the United States of America continued to be ranked as the main source market from which Anguilla's excursionists originate. During the period under review, 5,439 of this type of visitors were from the USA. The Other Europe category was the second highest ranked source market where 1,663 of the 10,254 excursionists originated.

There were increases in excursionist arrivals from 6 of the source markets with declines in 4 markets when compared to their corresponding April 2006 figure. The DWI was the source market, which experienced the largest increase of 51.6% in April 2007 over the 2006 corresponding figures. Conversely, the 'Italy' category experienced the largest decline of 18.9% over its April 2006 figure.



*This report along with other Tourism Data, are available at the Government of Anguilla Statistics Department's website: <http://gov.ai/statistics/tourism.htm>*

STATISTICS DEPARTMENT – ANGUILLA  
 OLD COURT HOUSE BUILDING  
 P.O.BOX 60  
 THE VALLEY, ANGUILLA  
 BRITISH WEST INDIES  
 Telephone: 1-264-497-5731  
 Fax: 1-264-497-3986  
 Email: [statistics@gov.ai](mailto:statistics@gov.ai)